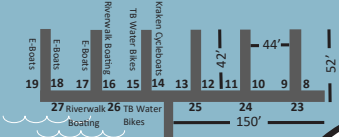


1st Floor



* Slips 14-19, 26-27 not available



Tampa Bay
Water Depth 5' - 7.5'



The Sail Bar

Public Men, Women and Family Restrooms

Big Ray's Fish Camp

Harbour Island

User/Lyft Taxi Drop Off

The Sail Plaza

FD Zone 1

333 S. Franklin Street

Channel Entry

Escalators/Stairs

Front Drive (FD)

FD Zone 3

FD Zone 2

Shuttle Drop-Off

Riverwalk (RW)

RW 3

RW 4

RW 5

RW 6

RW 7

Taste of Tampa

Street Eats

Rotunda

118

119

120

121

122

123

124

125

Escalators to Second Floor

Info Desk

Admin Entrance

101

102

103

104

105

106

107

108

109

110

117

116

115

114

113

112

111

Ballroom A

Ballroom B

Ballroom C

Ballroom D

Freight Elevator

Security

Lower Loading Dock

TCC ONLY

111 Channelside Dr

ONE WAY

Ashley Drive

ONE WAY

Exit

Tampa Convention Center Garage
141 E Brorein St

ONE WAY

Channelside Drive

ONE WAY

Franklin Street

Franklin St. Entrance

Admin Entrance

Harpoon Harry's Restaurant
225 S. Franklin St.

Upper Loading Dock Ramp
211 S. Franklin Street

ONE WAY

Brorein Street

ONE WAY

Tampa Street

ONE WAY

2nd Level Parking Only

ADA Compliant

FLOOR PLAN LEGEND

- Automatic External Defibrillator
- ATM
- Cafés, Concessions & Restaurants
- Column
- Family Restrooms
- Floor Ports
- Vending Machine
- Main Entrances
- Men's Restrooms
- Pillar
- Hospitality Suite
- Water Filling Station
- Women's Restrooms
- ADA
- First Aid

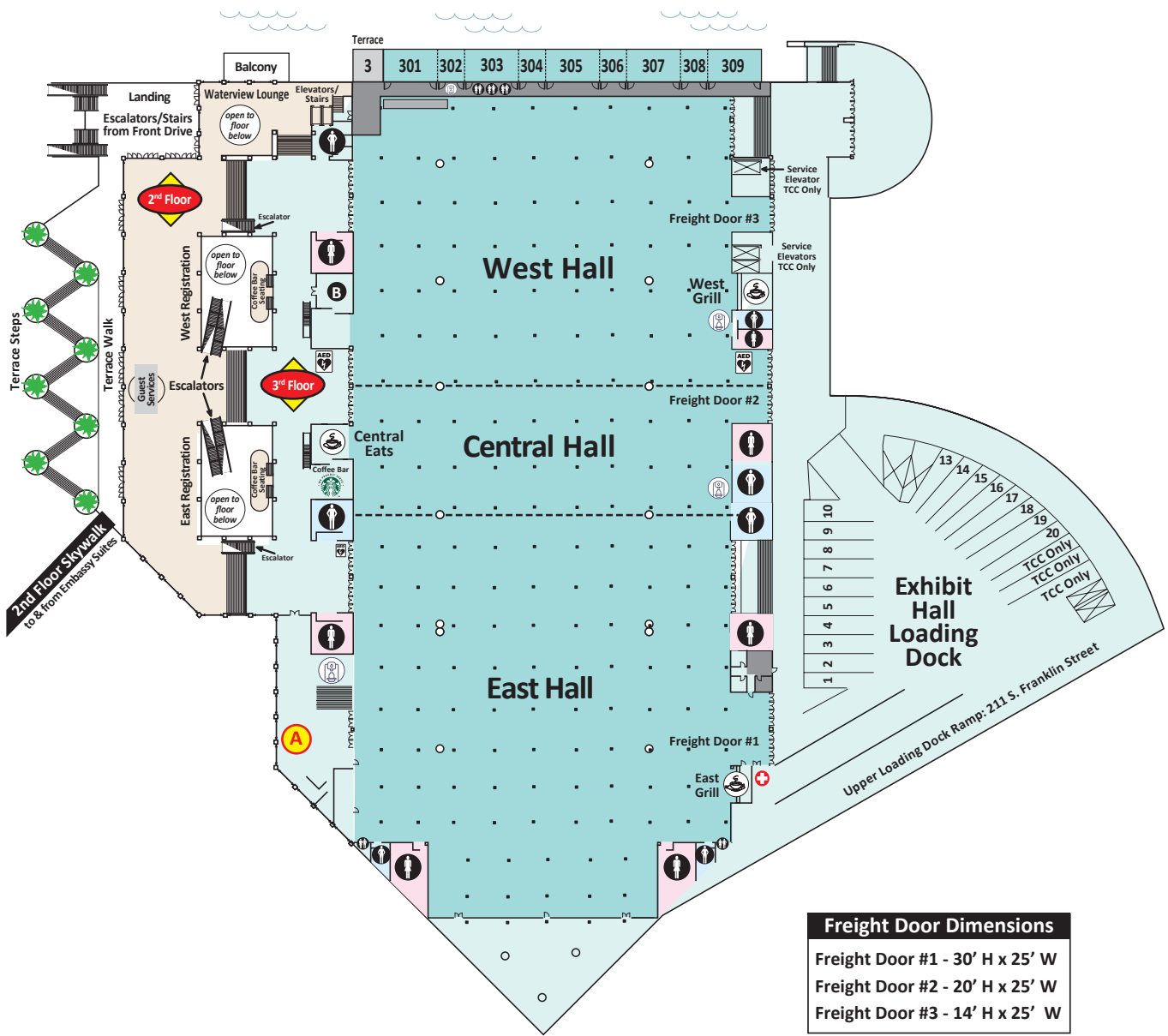


Phone: (813) 274-8511 • Fax: (813) 274-7430
333 South Franklin Street • Tampa, FL 33602
www.TampaConventionCenter.com

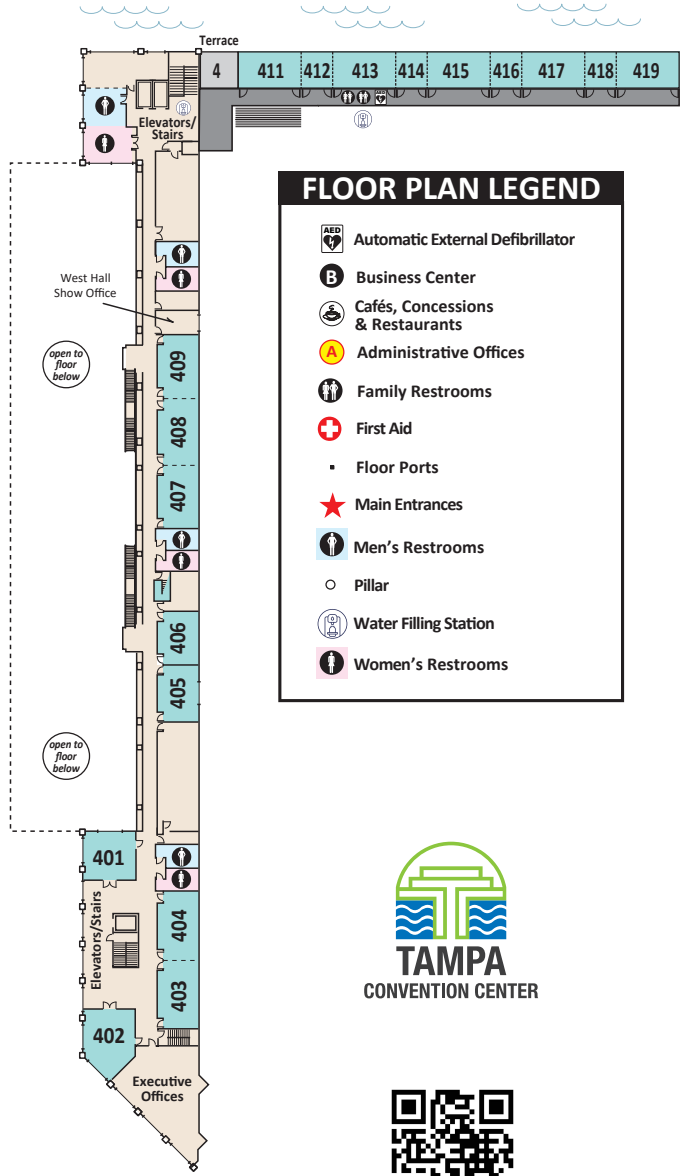
2nd Floor

3rd Floor

4th Floor



Freight Door Dimensions
 Freight Door #1 - 30' H x 25' W
 Freight Door #2 - 20' H x 25' W
 Freight Door #3 - 14' H x 25' W



FLOOR PLAN LEGEND

- Automatic External Defibrillator
- Business Center
- Cafés, Concessions & Restaurants
- Administrative Offices
- Family Restrooms
- First Aid
- Floor Ports
- Main Entrances
- Men's Restrooms
- Pillar
- Water Filling Station
- Women's Restrooms

